

Compliance with Australian Content Standard and Children's Television Standards

For the following networks:

Seven, Nine, Ten

Between program start dates:

January 2018 and December 2018

Last updated:

May 2019

Australian Content Standard and Children's Television Standards compliance - January 2018 to December 2018

Quota	Australian programs primary channel		Non-primary channel	First release Australian drama *		First release Australian documentary *	First release Australian children's drama *	Repeat Australian children's drama *	First release Australian children's programs *	All children's programs *	All Australian preschool programs *
Measure	per cent 6am - 12mn		(total annual hours)	(total annual score)		(total annual hours)	(total annual hours)	(total annual hours)	(total annual hours)	(total annual hours)	(total annual hours)
Minimum annual requirement	--	55	1460	--	250	20	25	8	130	260	130
	hours	%	hours	hours	score	hours	hours	hours	hours	hours	hours
Seven											
SAS ADELAIDE	5,225.55	79.54%	5,013.68	160.55	265.70	92.57	26.50	73.50	130.00	261.00	130.50
BTQ BRISBANE	4,992.52	75.99%	5,357.12	160.47	265.49	96.50	26.50	73.50	130.00	261.00	130.50
HSV MELBOURNE	5,251.78	79.94%	5,015.68	160.80	265.88	95.75	26.50	73.50	130.00	261.00	130.50
TVW PERTH	4,930.30	75.04%	5,331.40	161.63	266.41	93.17	26.50	73.50	130.00	261.00	130.50
ATN SYDNEY	5,003.90	76.16%	5,333.12	160.47	265.49	96.13	26.50	73.50	130.00	261.00	130.50
Nine											
QTQ BRISBANE	4,903.70	74.64%	3,609.43	85.58	254.08	34.75	26.00	97.92	130.00	270.42	130.50
GTV MELBOURNE	4,737.37	72.11%	3,855.43	85.58	254.08	34.75	26.00	97.92	130.00	270.42	130.50
TCN SYDNEY	4,906.85	74.69%	3,624.45	85.58	254.08	34.75	26.00	97.92	130.00	270.42	130.50
Ten											
ADS ADELAIDE	4,521.45	68.82%	2,682.43	186.08	289.96	47.33	32.00	66.50	132.50	262.50	130.50
TVQ BRISBANE	4,518.28	68.77%	2,691.98	186.08	289.96	47.33	32.00	66.50	132.50	262.50	130.50
ATV MELBOURNE	4,529.78	68.95%	2,682.25	186.08	289.96	47.33	32.00	66.50	132.50	262.50	130.50
NEW PERTH	4,463.37	67.94%	2,750.55	186.08	289.96	47.33	32.00	66.50	132.50	262.50	130.50
TEN SYDNEY	4,535.95	69.04%	2,676.92	186.08	289.96	47.33	32.00	66.50	132.50	262.50	130.50

* Please note these columns include totals from both primary channels and non-primary channels.

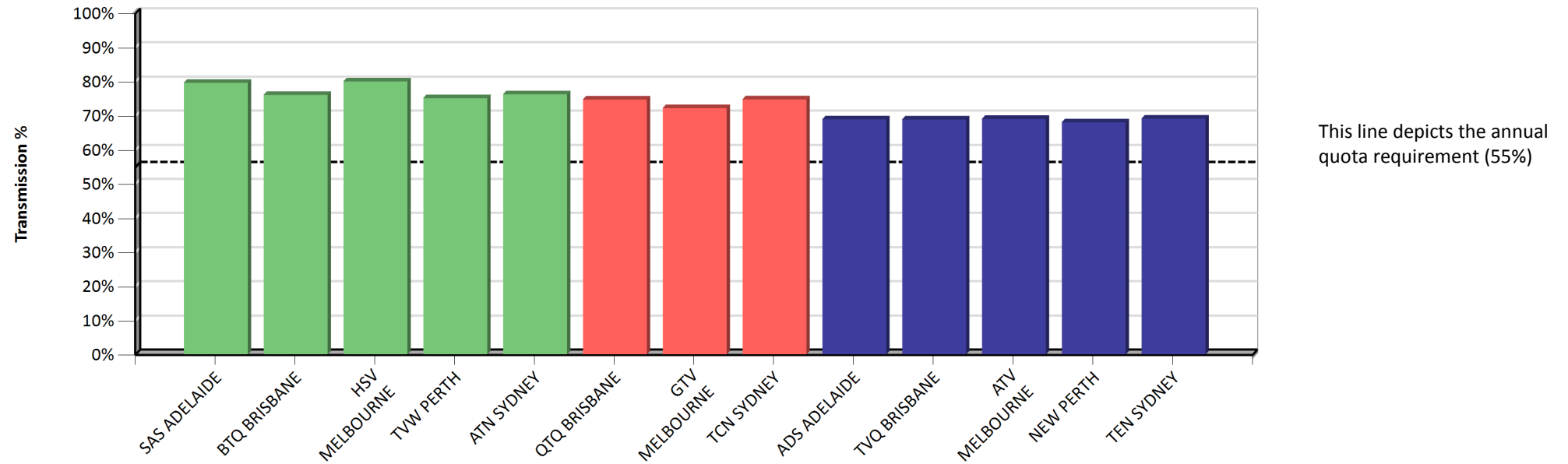
NOTE: Discrepancies may exist in the totals due to rounding

The formula for calculating first release Australian drama programs is: **Drama Score = Format Factor x Duration of program (in hours).**

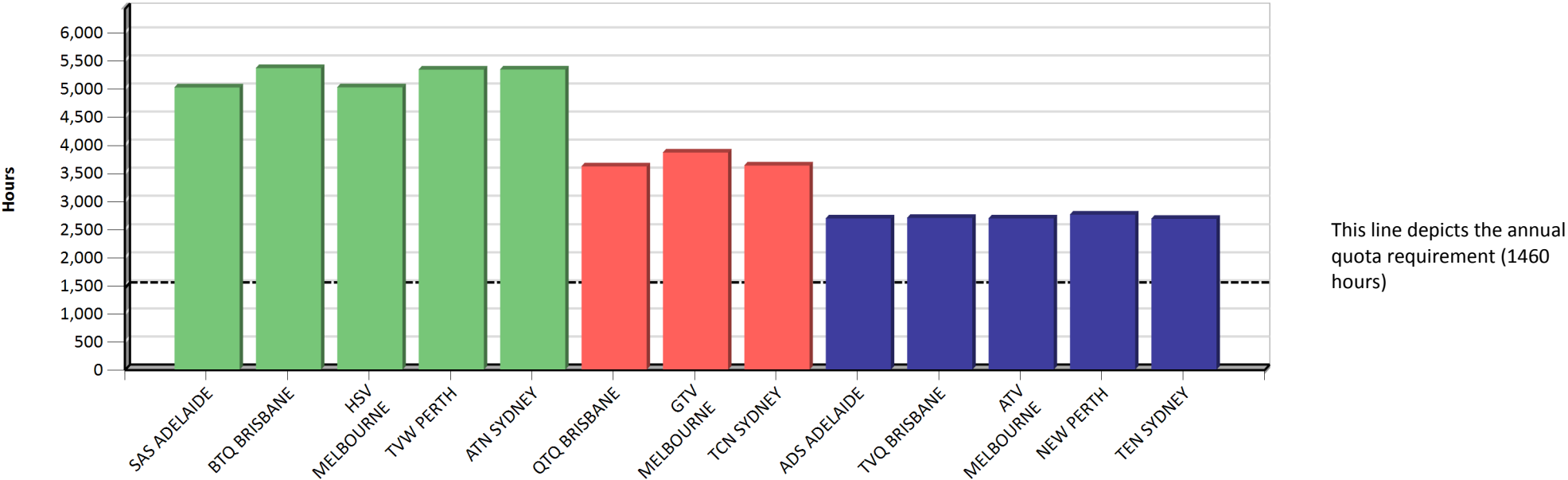
The Format Factor for drama is:

- 4** for a feature film that has been acquired for at least a certain amount of licence fee. For 2016, the minimum licence fee required was \$211,000. For 2017 and later years, the licence fee is subject to changes to take into account any increase in the All Consumer Price Index (CPI). The formula for calculating the licence fee for 2017 and later years is set out in section 17 of the Australian Content Standard. These licence fees are published in the *Australian drama format factor and licence fees* document available on the ACMA website.
- 4** for a telemovie, mini-series, or self-contained drama of less than 90 minutes' duration
- 3** for a series/serial produced at the rate of one hour or less per week and acquired from an independent producer for at least a certain amount of licence fee per hour. For 2016, the hourly licence fee required was at least \$421,000. For 2017 and later years, the licence fee required is subject to changes to take into account any increase in the All Consumer Price Index (CPI). The formula for calculating the licence fee required for 2017 and later years is set out in section 17 of the Australian Content Standard. These licence fees are published in the *Australian drama format factor and licence fees* document available on the ACMA website.
- 2.5** for a feature film that does not meet the format factor 4 requirements
- 2.5** for a serial or series produced at the rate of one hour or less per week, but does not meet format factor 3 requirements
- 1** for a series/serial produced at the rate of more than one hour per week

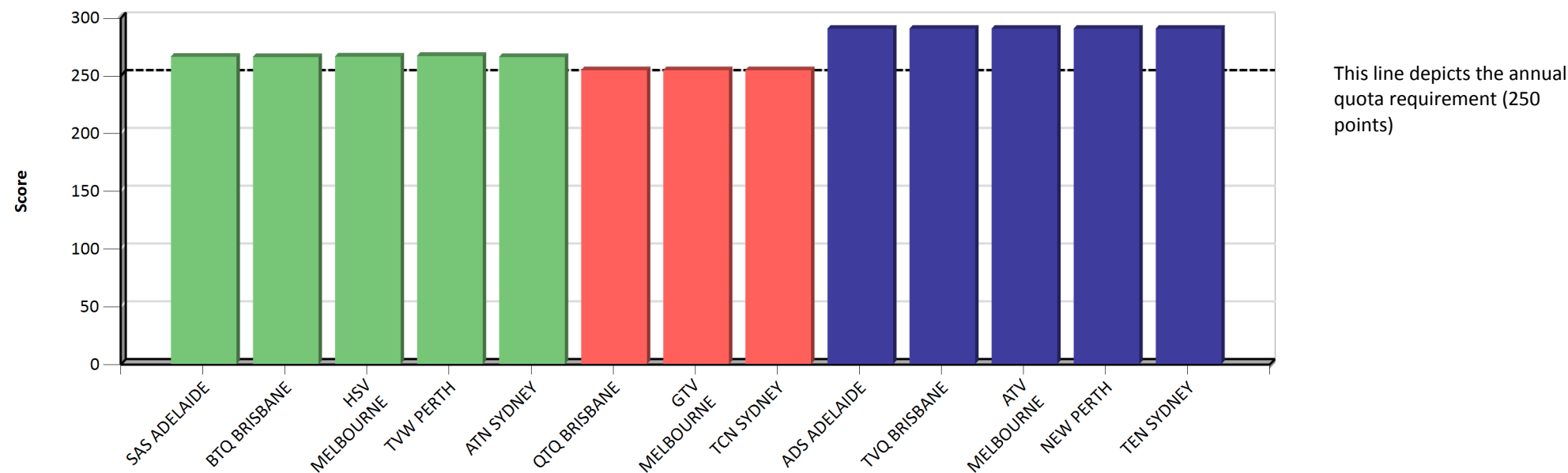
Australian content transmission - primary channel - January 2018 to December 2018



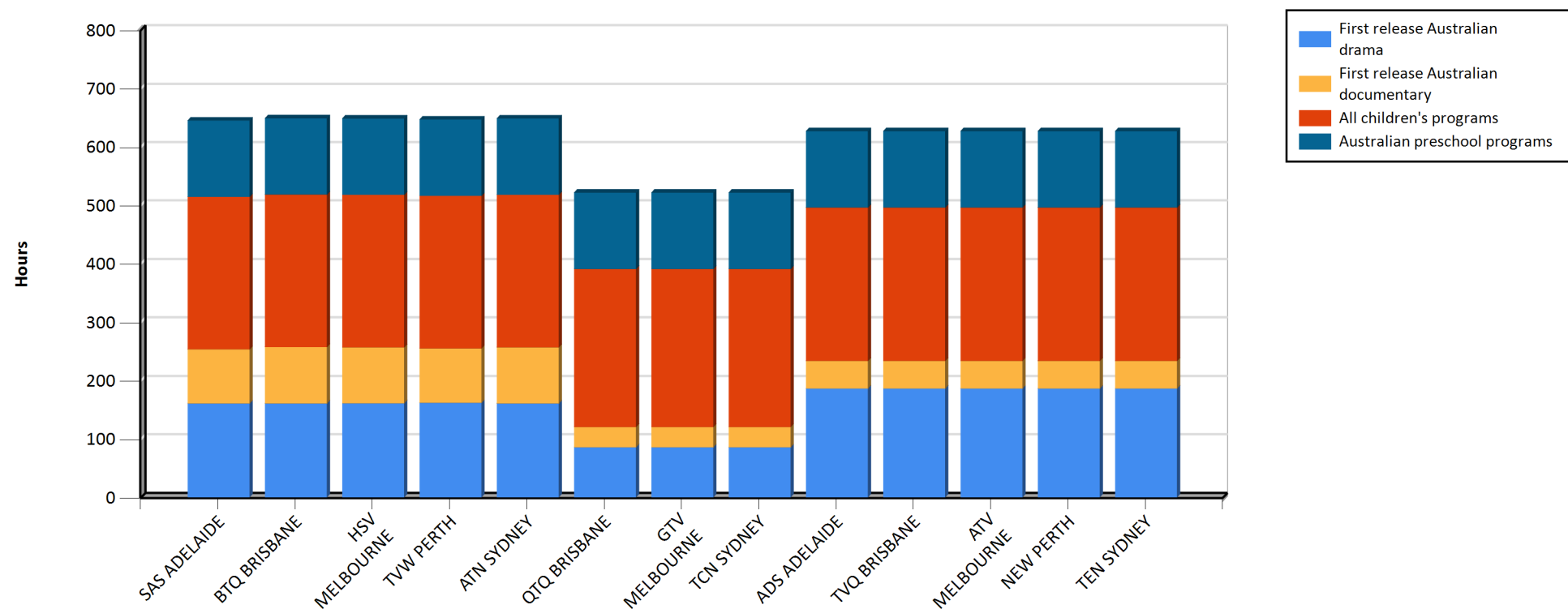
Australian content transmission non-primary channel - January 2018 to December 2018



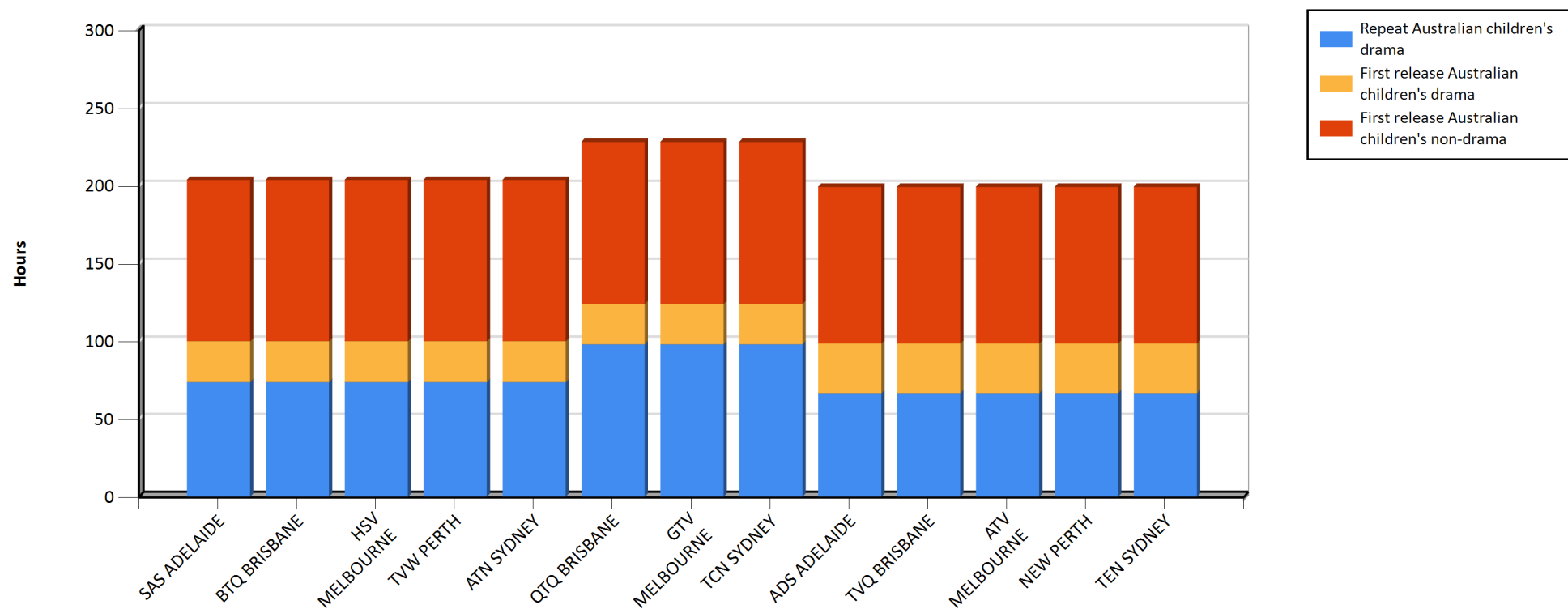
First release Australian drama score - January 2018 to December 2018



First release Australian drama, First release Australian documentary, All children's and preschool programs - January 2018 to December 2018



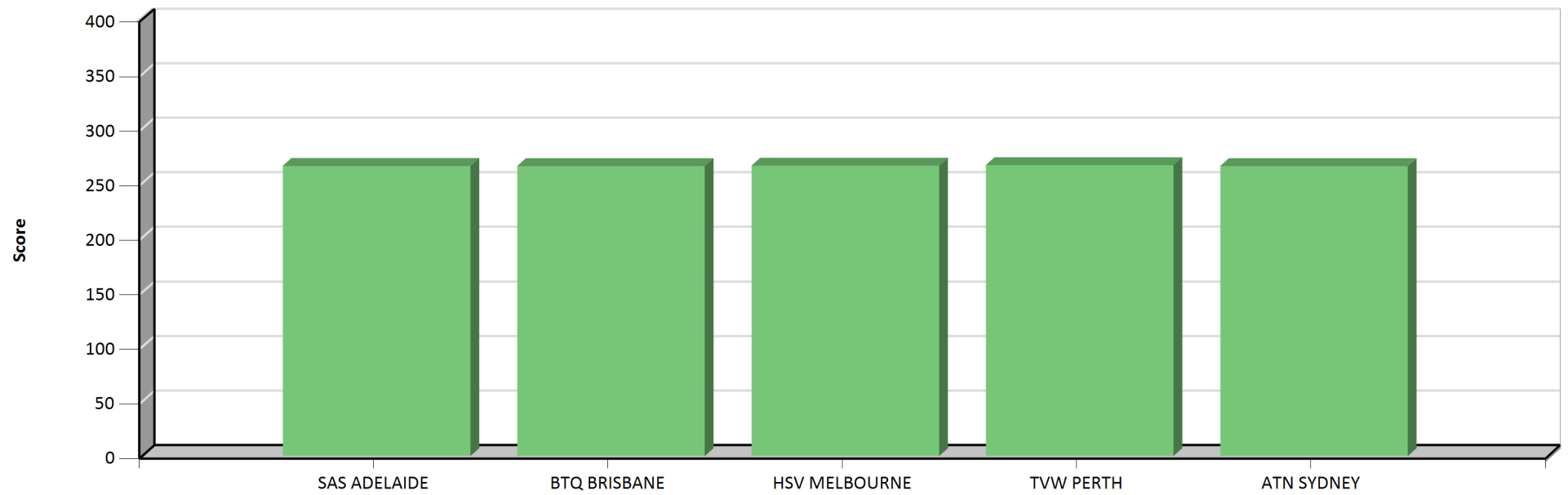
Australian children's programs - January 2018 to December 2018



First release Australian drama - Seven - January 2018 to December 2018

				SAS ADELAIDE		BTQ BRISBANE		HSV MELBOURNE		TVW PERTH		ATN SYDNEY	
Program Name	Channel	Drama Format	Format Factor	Hours	Score	Hours	Score	Hours	Score	Hours	Score	Hours	Score
800 WORDS (AUS/NZ)	SEVEN	MINI-SERIES	4	8.00	32.00	8.00	32.00	8.00	32.00	8.00	32.00	8.00	32.00
A KIWI CHRISTMAS (NZ)	7TWO	FEATURE FILM	2.5	1.87	4.66	1.87	4.66	1.87	4.66	1.87	4.66	1.87	4.66
CHARLIE'S FARM	7MATE	FEATURE FILM	2.5	1.92	4.79	1.92	4.79	1.92	4.79	1.75	4.37	1.92	4.79
HIBISCUS AND RUTHLESS (NZ)	7TWO	FEATURE FILM	2.5	2.10	5.25	2.10	5.25	2.10	5.25	2.10	5.25	2.10	5.25
HOME AND AWAY	SEVEN	SERIAL	1	115.00	115.00	115.00	115.00	115.32	115.31	116.38	116.37	115.00	115.00
LANDFALL	7MATE	FEATURE FILM	2.5	2.07	5.16	2.07	5.16	2.07	5.16	2.07	5.16	2.07	5.16
LAST CAB TO DARWIN	SEVEN	FEATURE FILM	4	2.62	10.46	2.62	10.46	2.63	10.53	2.62	10.46	2.62	10.46
LIVING SPACE	7MATE	FEATURE FILM	2.5	1.57	3.91	1.57	3.91	1.57	3.91	1.57	3.91	1.57	3.91
OLIVIA NEWTON-JOHN: HOPELESSLY DEVOTED TO YOU	SEVEN	MINI-SERIES	4	4.03	16.13	4.03	16.13	4.03	16.13	4.03	16.13	4.03	16.13
ORANGE IS THE NEW BROWN	SEVEN	SERIES	2.5	3.08	7.70	3.00	7.50	3.00	7.50	3.00	7.50	3.00	7.50
RABBIT	7MATE	FEATURE FILM	2.5	2.10	5.25	2.10	5.25	2.10	5.25	2.10	5.25	2.10	5.25
THE BLAKE MYSTERIES: A NEW BEGINNING	SEVEN	TELEMOVIE	4	1.97	7.86	1.97	7.86	1.97	7.86	2.02	8.06	1.97	7.86
THE OSIRIS CHILD: SCIENCE FICTION VOLUME ONE	7MATE	FEATURE FILM	2.5	2.12	5.29	2.12	5.29	2.12	5.29	2.00	5.00	2.12	5.29
THROWBACK	7MATE	FEATURE FILM	2.5	2.02	5.04	2.02	5.04	2.02	5.04	2.03	5.08	2.02	5.04
WANTED	SEVEN	MINI-SERIES	4	6.00	24.00	6.00	24.00	6.00	24.00	6.00	24.00	6.00	24.00
WHY DOES LOVE? (NZ)	7TWO	TELEMOVIE	4	1.93	7.73	1.93	7.73	1.93	7.73	1.93	7.73	1.93	7.73
WILLIAM KELLY'S WAR	7TWO	FEATURE FILM	2.5	2.17	5.41	2.17	5.41	2.17	5.41	2.17	5.41	2.17	5.41
Minimum annual score requirement: 250													
Total				160.55	265.70	160.47	265.49	160.80	265.88	161.63	266.41	160.47	265.49
Proportion of New Zealand drama				3.67%	6.64%	3.68%	6.65%	3.67%	6.64%	3.65%	6.63%	3.68%	6.65%

First release Australian drama - Seven - January 2018 to December 2018

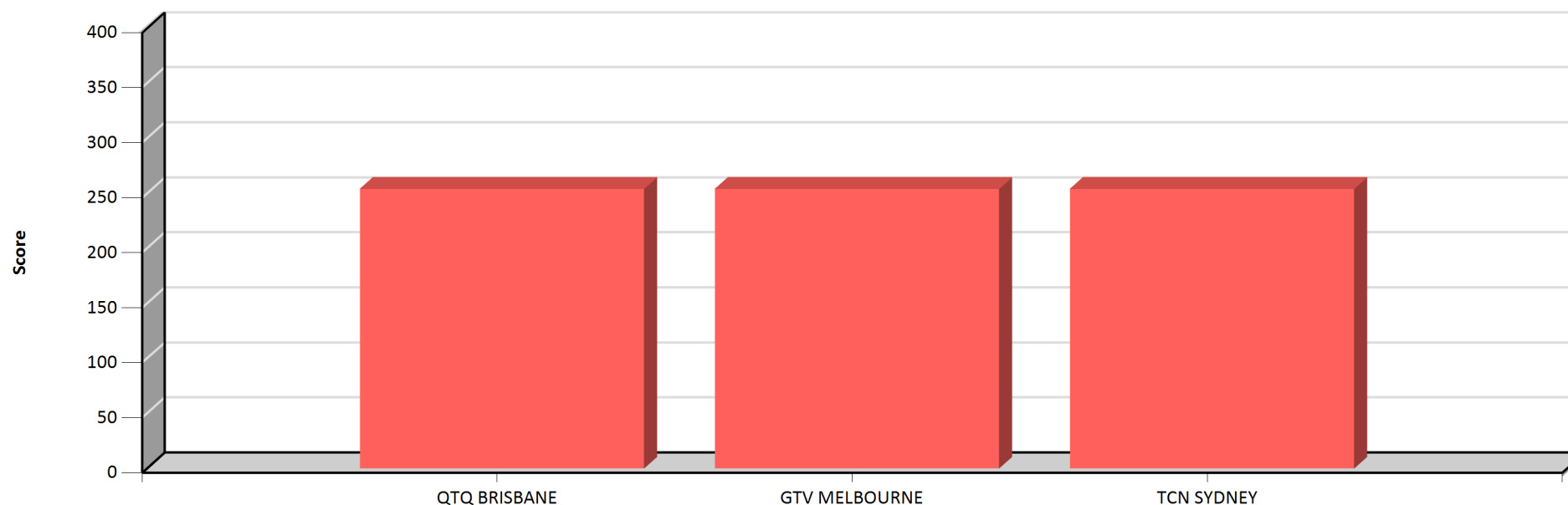


First release Australian drama - Nine - January 2018 to December 2018

				QTQ BRISBANE		GTV MELBOURNE		TCN SYDNEY	
Program Name	Channel	Drama Format	Format Factor	Hours	Score	Hours	Score	Hours	Score
BAD GIRL	GEM	FEATURE FILM	2.5	1.92	4.79	1.92	4.79	1.92	4.79
BITE CLUB	NINE	MINI-SERIES	4	8.00	32.00	8.00	32.00	8.00	32.00
CATCHING THE BLACK WIDOW (NZ)	GEM	TELEMOVIE	4	1.83	7.33	1.83	7.33	1.83	7.33
COMET KIDS	GO	FEATURE FILM	2.5	2.00	5.00	2.00	5.00	2.00	5.00
COUNTER PLAY	GEM	SERIES	2.5	7.00	17.50	7.00	17.50	7.00	17.50
DOCTOR DOCTOR	NINE	MINI-SERIES	4	10.17	40.66	10.17	40.66	10.17	40.66
END OF ALL THINGS (NZ)	GEM	FEATURE FILM	2.5	1.83	4.58	1.83	4.58	1.83	4.58
ETERNITY (NZ)	GEM	FEATURE FILM	2.5	1.75	4.37	1.75	4.37	1.75	4.37
FILTHY RICH (NZ)	GEM	SERIES	2.5	10.50	26.25	10.50	26.25	10.50	26.25
IMPASSE	GEM	FEATURE FILM	2.5	1.75	4.37	1.75	4.37	1.75	4.37
INNUENDO	GEM	FEATURE FILM	2.5	2.00	5.00	2.00	5.00	2.00	5.00
LIFE	GEM	FEATURE FILM	2.5	2.17	5.41	2.17	5.41	2.17	5.41
METHOD	GO	SC DRAMA < 90 MINS	4	1.00	4.00	1.00	4.00	1.00	4.00
MR PIP (NZ)	GEM	FEATURE FILM	2.5	2.50	6.25	2.50	6.25	2.50	6.25
MY PET DINOSAUR	GO	FEATURE FILM	2.5	2.00	5.00	2.00	5.00	2.00	5.00
OUT OF THE SHADOWS	GEM	FEATURE FILM	2.5	2.00	5.00	2.00	5.00	2.00	5.00
PROJECT EDEN	GEM	FEATURE FILM	2.5	2.00	5.00	2.00	5.00	2.00	5.00
RAISING THE BAR	GO	FEATURE FILM	2.5	2.00	5.00	2.00	5.00	2.00	5.00
RED CHRISTMAS	GEM	FEATURE FILM	2.5	1.75	4.37	1.75	4.37	1.75	4.37
SEXY HERPES	GO	SC DRAMA < 90 MINS	4	1.00	4.00	1.00	4.00	1.00	4.00
STALKHER	GEM	FEATURE FILM	2.5	2.00	5.00	2.00	5.00	2.00	5.00
TAILGATE	GEM	FEATURE FILM	2.5	1.75	4.37	1.75	4.37	1.75	4.37
THE 25TH REICH	GEM	FEATURE FILM	2.5	1.75	4.37	1.75	4.37	1.75	4.37
THE BABADOOK	GEM	FEATURE FILM	2.5	2.00	5.00	2.00	5.00	2.00	5.00
THE LEGEND OF BEN HALL	GEM	FEATURE FILM	2.5	2.83	7.08	2.83	7.08	2.83	7.08

THE NEON SPECTRUM	GEM	FEATURE FILM	2.5	2.00	5.00	2.00	5.00	2.00	5.00
TRUE STORY WITH HAMISH & ANDY	NINE	SERIES	3	5.00	15.00	5.00	15.00	5.00	15.00
UNDERBELLY FILES: CHOPPER	NINE	MINI-SERIES	4	3.08	12.33	3.08	12.33	3.08	12.33
Minimum annual score requirement: 250									
Total				85.58	254.08	85.58	254.08	85.58	254.08
Proportion of New Zealand drama				21.52%	19.20%	21.52%	19.20%	21.52%	19.20%

First release Australian drama - Nine - January 2018 to December 2018

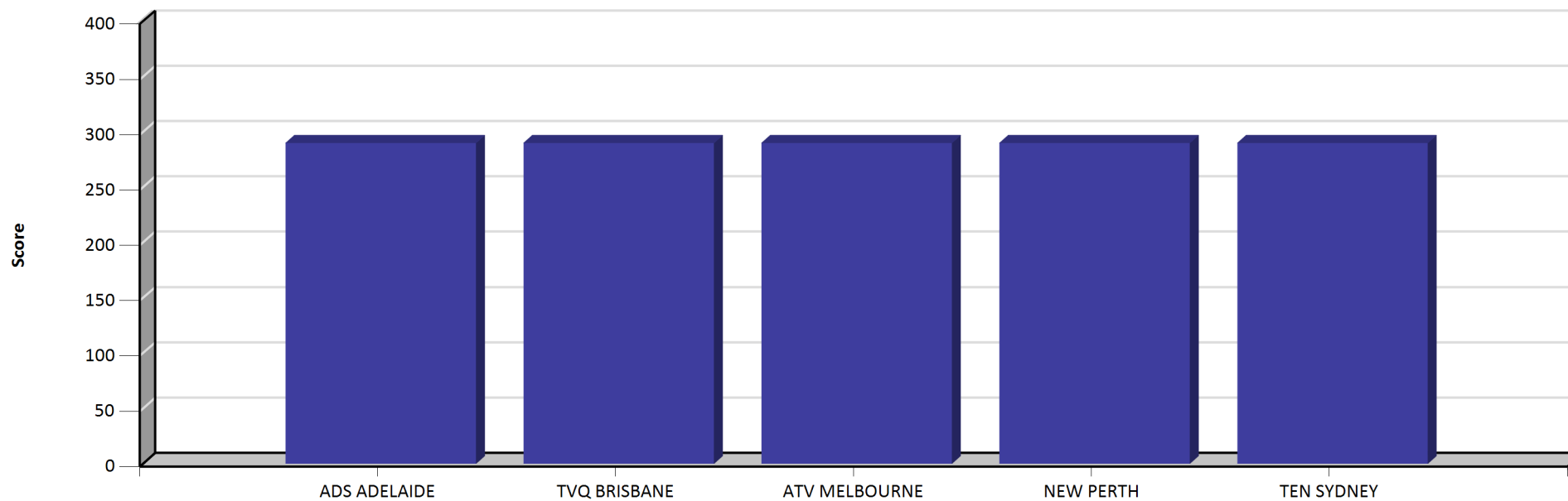


First release Australian drama - Ten - January 2018 to December 2018

				ADS ADELAIDE		TVQ BRISBANE		ATV MELBOURNE		NEW PERTH		TEN SYDNEY	
Program Name	Channel	Drama Format	Format Factor	Hours	Score	Hours	Score	Hours	Score	Hours	Score	Hours	Score
600 BOTTLES OF WINE	10 PEACH	SERIES	2.5	1.33	3.33	1.33	3.33	1.33	3.33	1.33	3.33	1.33	3.33
ALEX & EVE	10 PEACH	FEATURE FILM	2.5	2.00	5.00	2.00	5.00	2.00	5.00	2.00	5.00	2.00	5.00
BACKTRACK	10 BOLD	FEATURE FILM	2.5	2.00	5.00	2.00	5.00	2.00	5.00	2.00	5.00	2.00	5.00
CONCEALED	10 BOLD	FEATURE FILM	2.5	2.00	5.00	2.00	5.00	2.00	5.00	2.00	5.00	2.00	5.00
CRUSHED	10 BOLD	FEATURE FILM	2.5	2.42	6.04	2.42	6.04	2.42	6.04	2.42	6.04	2.42	6.04
DAVE	10	SERIES	2.5	0.50	1.25	0.50	1.25	0.50	1.25	0.50	1.25	0.50	1.25
DEE-BRIEF	10 PEACH	SERIES	2.5	1.75	4.37	1.75	4.37	1.75	4.37	1.75	4.37	1.75	4.37
DRUNK HISTORY AUSTRALIA	10	SERIES	3	0.50	1.50	0.50	1.50	0.50	1.50	0.50	1.50	0.50	1.50
DUMB CRIMINALS	10 BOLD	FEATURE FILM	2.5	2.00	5.00	2.00	5.00	2.00	5.00	2.00	5.00	2.00	5.00
EMO THE MUSICAL	10 PEACH	FEATURE FILM	2.5	2.00	5.00	2.00	5.00	2.00	5.00	2.00	5.00	2.00	5.00
HOW TO STAY MARRIED	10	SERIES	3	4.00	12.00	4.00	12.00	4.00	12.00	4.00	12.00	4.00	12.00
IS THIS THE REAL WORLD	10 PEACH	FEATURE FILM	2.5	2.00	5.00	2.00	5.00	2.00	5.00	2.00	5.00	2.00	5.00
KINNE TONIGHT	10	SERIES	2.5	0.50	1.25	0.50	1.25	0.50	1.25	0.50	1.25	0.50	1.25
NEIGHBOURS	10 PEACH	SERIAL	1	129.00	129.00	129.00	129.00	129.00	129.00	129.00	129.00	129.00	129.00
PLAYING FOR KEEPS	10	MINI-SERIES	4	8.00	32.00	8.00	32.00	8.00	32.00	8.00	32.00	8.00	32.00
RESOLVE (NZ)	10 BOLD	FEATURE FILM	2.5	2.00	5.00	2.00	5.00	2.00	5.00	2.00	5.00	2.00	5.00
RUBEN GUTHRIE	10	FEATURE FILM	2.5	2.08	5.20	2.08	5.20	2.08	5.20	2.08	5.20	2.08	5.20
RUSSELL COIGHT'S ALL AUSSIE ADVENTURES	10	SERIES	3	3.50	10.50	3.50	10.50	3.50	10.50	3.50	10.50	3.50	10.50
SKIT HAPPENS	10	SERIES	3	0.50	1.50	0.50	1.50	0.50	1.50	0.50	1.50	0.50	1.50
STAGE MUMS	10 PEACH	SERIES	2.5	1.33	3.32	1.33	3.32	1.33	3.32	1.33	3.32	1.33	3.32
STREET SMART	10	SERIES	3	4.00	12.00	4.00	12.00	4.00	12.00	4.00	12.00	4.00	12.00
SUCKER	10 PEACH	FEATURE FILM	2.5	2.08	5.20	2.08	5.20	2.08	5.20	2.08	5.20	2.08	5.20
THAT'S NOT MY DOG	10	FEATURE FILM	2.5	2.00	5.00	2.00	5.00	2.00	5.00	2.00	5.00	2.00	5.00
THE BUTTERFLY TREE	10 PEACH	FEATURE FILM	2.5	2.17	5.41	2.17	5.41	2.17	5.41	2.17	5.41	2.17	5.41
THE DEATH & LIFE OF OTTO BLOOM	10 BOLD	FEATURE FILM	2.5	2.00	5.00	2.00	5.00	2.00	5.00	2.00	5.00	2.00	5.00
UNINDIAN	10 PEACH	FEATURE FILM	2.5	2.42	6.04	2.42	6.04	2.42	6.04	2.42	6.04	2.42	6.04

WHAT IF IT WORKS	10 PEACH	FEATURE FILM	2.5	2.00	5.00	2.00	5.00	2.00	5.00	2.00	5.00	2.00	5.00
Minimum annual score requirement: 250													
Total				186.08	289.96	186.08	289.96	186.08	289.96	186.08	289.96	186.08	289.96
Proportion of New Zealand drama				1.07%	1.72%	1.07%	1.72%	1.07%	1.72%	1.07%	1.72%	1.07%	1.72%

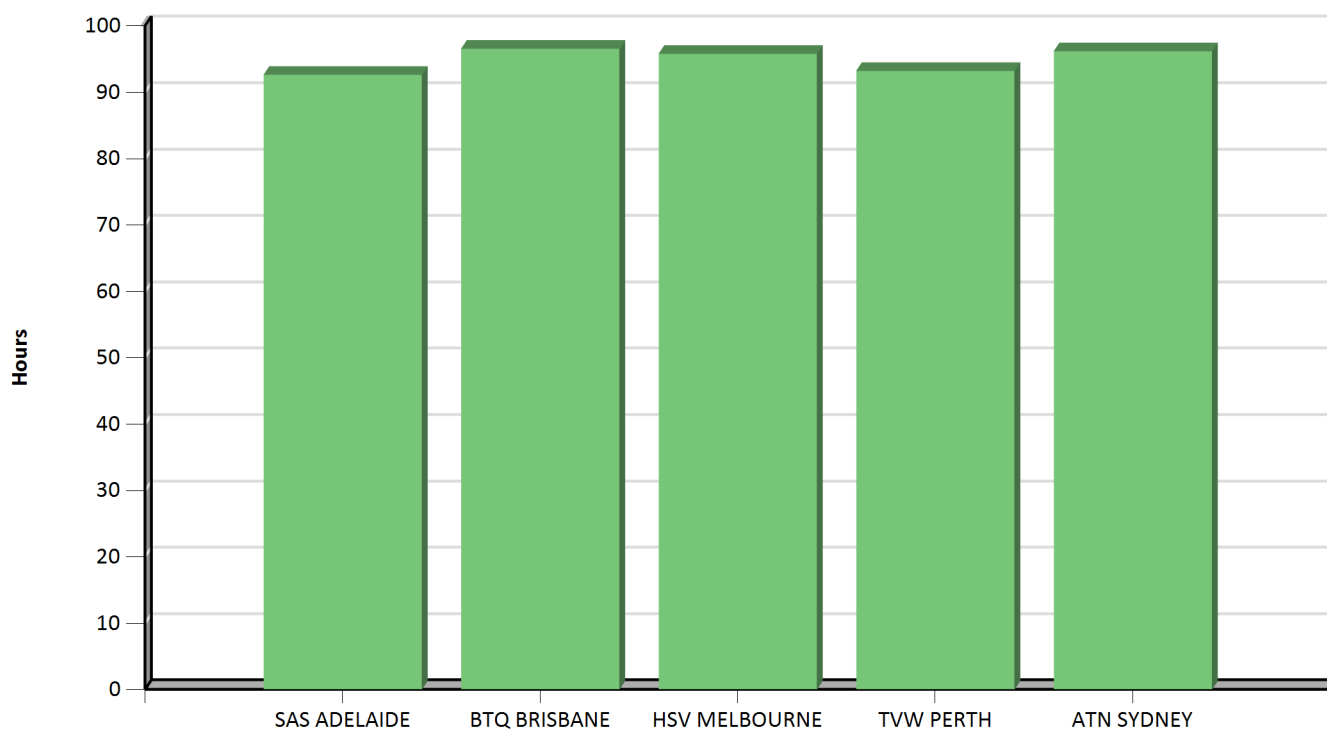
First release Australian drama - Ten - January 2018 to December 2018



First release Australian documentary - Seven - January 2018 to December 2018

		SAS ADELAIDE	BTQ BRISBANE	HSV MELBOURNE	TVW PERTH	ATN SYDNEY
Program Name	Channel	Hours	Hours	Hours	Hours	Hours
AIR RESCUE	SEVEN	1.00	1.00	1.00	1.00	1.00
AUSTRALIA'S DEADLIEST	7MATE	1.50	1.50	1.50	1.50	1.50
BORDER PATROL (NZ)	SEVEN	3.50	4.00	4.00	3.50	4.00
BORDER SECURITY - AUSTRALIA'S FRONT LINE	SEVEN	3.67	5.17	4.08	5.08	5.08
CRIME INVESTIGATION AUSTRALIA	SEVEN	4.72	4.72	4.72	3.63	4.72
CRIME INVESTIGATION AUSTRALIA: MOST INFAMOUS	SEVEN	14.13	14.13	14.13	14.15	14.13
DEADLY DOWN UNDER	7MATE	4.27	4.27	4.27	4.27	4.27
DESERT VET	SEVEN	1.12	1.12	1.12	1.10	1.12
DOG PATROL (NZ)	7TWO	5.00	6.00	5.50	5.50	6.00
EMERGENCY CALL	SEVEN	3.17	3.08	3.08	3.25	3.08
HIGHWAY COPS (NZ)	7TWO	5.00	5.00	5.00	5.22	5.00
	SEVEN	1.13	2.18	2.00	0.00	2.00
HIGHWAY PATROL	SEVEN	5.00	5.00	5.00	5.50	5.00
JIMMY BARNES: WORKING CLASS BOY	SEVEN	2.32	2.32	2.32	2.33	2.32
MANHUNT	SEVEN	3.00	3.00	3.00	3.00	3.00
MOTORWAY PATROL (NZ)	7TWO	5.00	5.00	5.00	5.00	5.00
OUTBACK OPAL HUNTERS	7MATE	8.00	8.00	8.00	8.00	8.00
OUTBACK TRUCKERS	7MATE	12.80	12.80	12.80	12.80	12.80
SURVEILLANCE OZ	7MATE	0.50	0.00	0.50	0.00	0.00
	SEVEN	0.50	1.00	0.50	1.00	1.00
SURVEILLANCE OZ: AUSTRALIA'S DUMBEST CRIMINALS	7MATE	1.12	0.00	1.12	0.00	0.00
	SEVEN	0.00	1.10	0.00	1.10	1.00
THE BEAUMONT CHILDREN	SEVEN	1.17	1.18	1.18	1.18	1.18
WATERWISE	SEVEN	0.00	0.00	1.00	0.00	0.00
YUMMY MUMMIES	SEVEN	4.97	4.93	4.93	5.05	4.93
Minimum annual score requirement: 20						
Total		92.58	96.49	95.75	93.16	96.13
Proportion of New Zealand documentary		21.21%	22.99%	22.45%	20.63%	22.88%

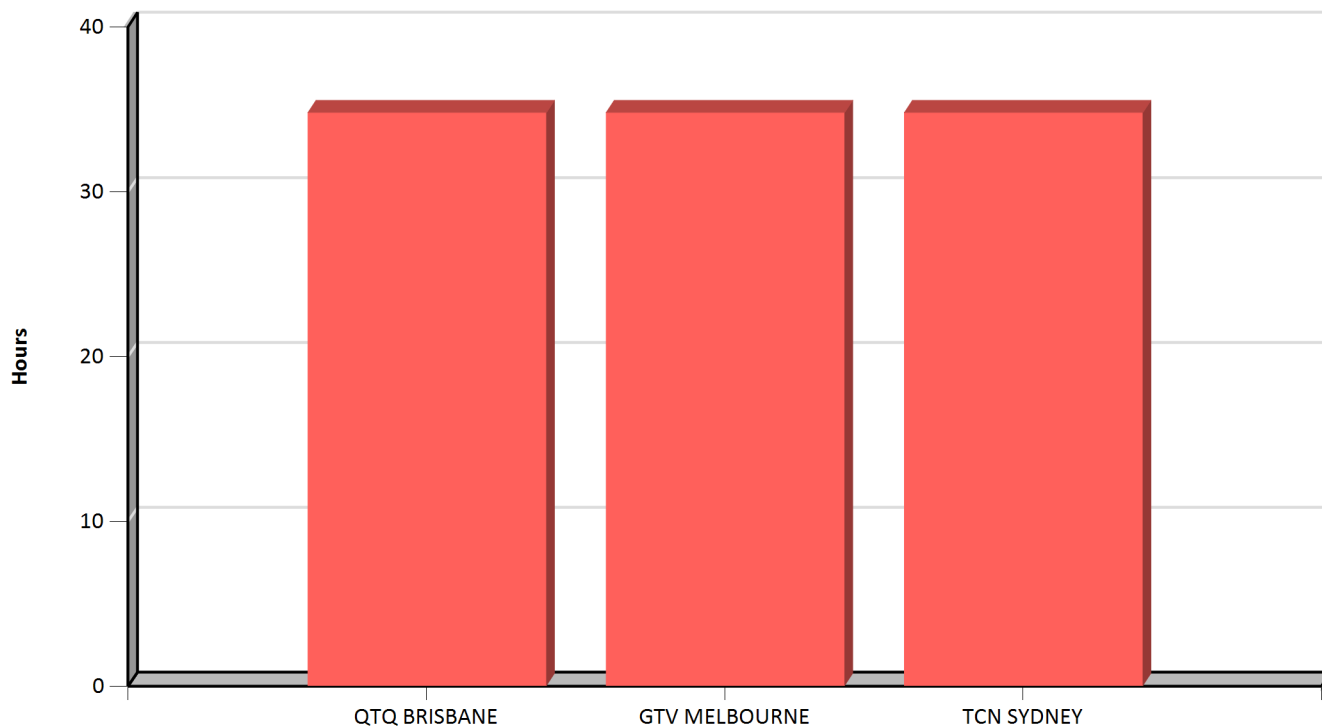
First release Australian documentary - Seven - January 2018 to December 2018



First release Australian documentary - Nine - January 2018 to December 2018

		QTQ BRISBANE	GTV MELBOURNE	TCN SYDNEY
Program Name	Channel	Hours	Hours	Hours
BIRTHPLACE OF THE GIANTS	NINE	1.00	1.00	1.00
CITY OF EVIL	NINE	4.00	4.00	4.00
DRIVING TEST	NINE	6.00	6.00	6.00
ENDANGERED	NINE	2.00	2.00	2.00
LIVING THE DREAM	NINE	5.00	5.00	5.00
OUTBACK	GEM	3.00	2.00	3.00
	NINE	0.00	1.00	0.00
PARAMEDICS	NINE	10.00	10.00	10.00
RETURN TO RICHMOND VALE	NINE	0.50	0.50	0.50
STAN WALKER: FIGHT OF HIS LIFE (NZ)	NINE	1.25	1.25	1.25
THE EMBASSY	NINE	2.00	2.00	2.00
Minimum annual score requirement: 20				
Total		34.75	34.75	34.75
Proportion of New Zealand documentary		3.60%	3.60%	3.60%

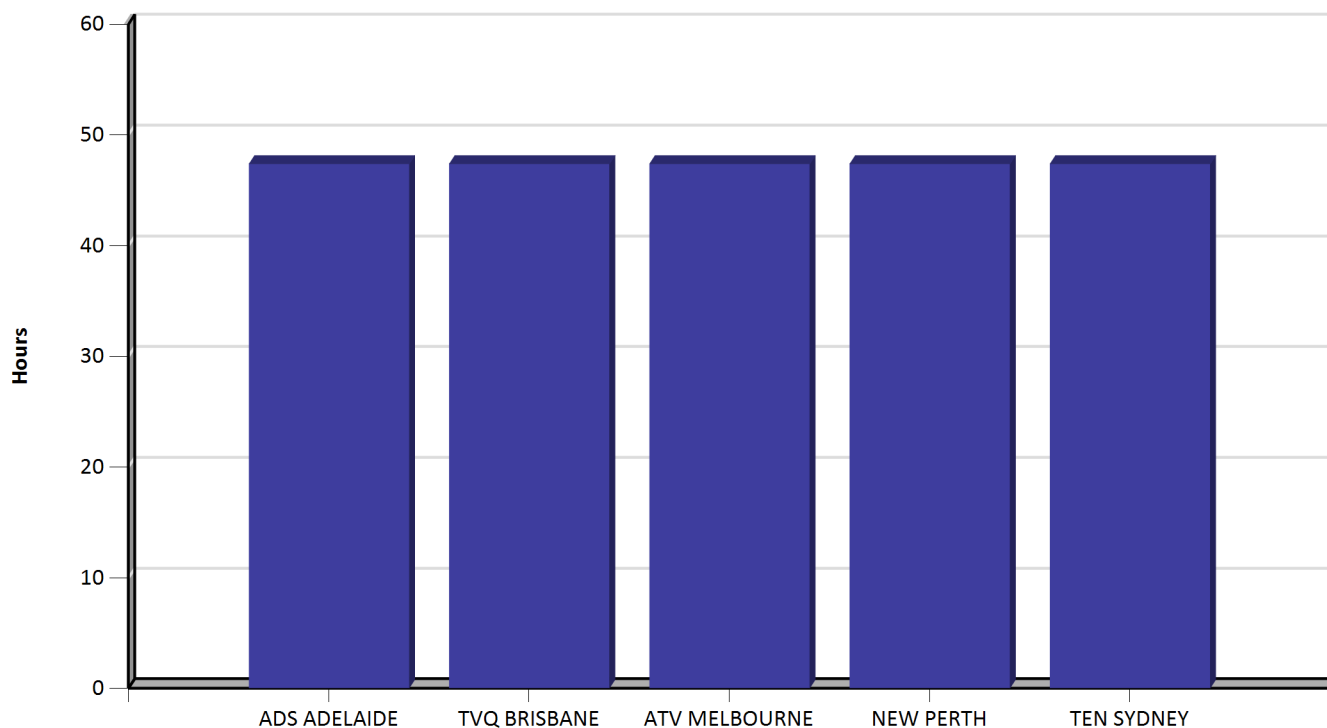
First release Australian documentary - Nine - January 2018 to December 2018



First release Australian documentary - Ten - January 2018 to December 2018

		ADS ADELAIDE	TVQ BRISBANE	ATV MELBOURNE	NEW PERTH	TEN SYDNEY
Program Name	Channel	Hours	Hours	Hours	Hours	Hours
AMBULANCE AUSTRALIA	10	9.33	9.33	9.33	9.33	9.33
BONDI RESCUE	10	5.00	5.00	5.00	5.00	5.00
PASSIONATE PLAYERS	10	3.00	3.00	3.00	3.00	3.00
PHOTO NUMBER 6	10	10.00	10.00	10.00	10.00	10.00
TABOO	10	1.00	1.00	1.00	1.00	1.00
TALES BY LIGHT	10	4.00	4.00	4.00	4.00	4.00
THE COFFEE MAN	10	2.00	2.00	2.00	2.00	2.00
THE LONGEST MELANOMA MARCH	10	1.00	1.00	1.00	1.00	1.00
THE SECRET LIFE OF 4 YEAR OLDS	10	5.00	5.00	5.00	5.00	5.00
TODD SAMPSON'S BODY HACK 2.0	10	6.00	6.00	6.00	6.00	6.00
TOUGH CONVERSATIONS WITH HENRY ROLLINS	10 BOLD	1.00	1.00	1.00	1.00	1.00
Minimum annual score requirement: 20						
Total		47.33	47.33	47.33	47.33	47.33
Proportion of New Zealand documentary		0.00%	0.00%	0.00%	0.00%	0.00%

First release Australian documentary - Ten - January 2018 to December 2018

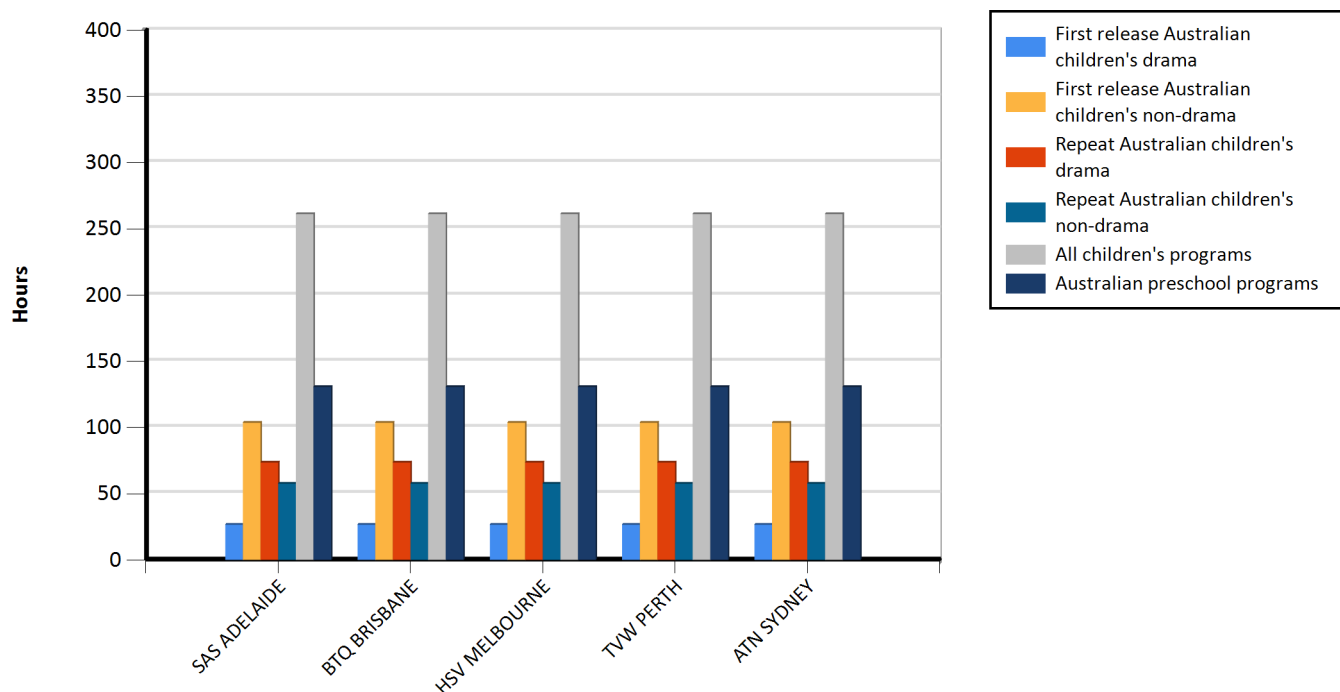


C (children's) and P (preschool) programs - Seven - January 2018 to December 2018

			SAS ADELAIDE	BTQ BRISBANE	HSV MELBOURNE	TVW PERTH	ATN SYDNEY
			Hours	Hours	Hours	Hours	Hours
1. First release Australian children's drama		Series					
BEAT BUGS	7TWO	2	7.50	7.50	7.50	7.50	7.50
KITTY IS NOT A CAT	7TWO	1	10.00	10.00	10.00	10.00	10.00
LARRY THE WONDER PUP	7TWO	1	9.00	9.00	9.00	9.00	9.00
Minimum annual requirement: 25 hours							
Total			26.50	26.50	26.50	26.50	26.50
2. First release Australian children's non-drama		Series					
GET ARTY	7MATE	2	3.50	3.50	3.50	4.50	3.50
	7TWO	2	29.00	29.00	29.00	28.00	29.00
GET CLEVER	7TWO	1	32.50	32.50	32.50	32.50	32.50
NEWS OF THE WILD	7MATE	1	0.00	0.00	0.00	0.50	0.00
	7TWO	1	17.50	17.50	17.50	17.00	17.50
ZOOMOO (NZ)	7TWO	3	17.50	17.50	17.50	17.50	17.50
ZOOMOO WILD FRIENDS (NZ)	7TWO	2	3.50	3.50	3.50	3.50	3.50
Minimum annual requirement: n/a hours							
Total			103.50	103.50	103.50	103.50	103.50
First release Australian children's programs							
First release Australian C programs (1 + 2)	7MATE		3.50	3.50	3.50	5.00	3.50
	7TWO		126.50	126.50	126.50	125.00	126.50
Minimum annual requirement: 130 hours							
Total			130.00	130.00	130.00	130.00	130.00
3. Repeat Australian children's drama		Series					
BEAT BUGS	7TWO	1	13.00	13.00	13.00	13.00	13.00
BOTTERSNIKES AND GUMBLES	7TWO	1	3.00	3.00	3.00	3.00	3.00
DROP DEAD WEIRD	7TWO	1	13.00	13.00	13.00	13.00	13.00
HAIRY LEGS	7MATE	1	3.50	3.50	3.50	4.50	3.50
	7TWO	1	6.00	6.00	6.00	5.00	6.00
KITTY IS NOT A CAT	7TWO	1	3.00	3.00	3.00	3.00	3.00
OH YUCK	7MATE	1	0.00	0.00	0.00	0.50	0.00
	7TWO	1	12.50	12.50	12.50	12.00	12.50
TASHI	7TWO	1	12.50	12.50	12.50	12.50	12.50
THE WILD ADVENTURES OF BLINKY BILL	7TWO	1	7.00	7.00	7.00	7.00	7.00
Minimum annual score requirement: 8 hours							
Total			73.50	73.50	73.50	73.50	73.50
4. Repeat Australian children's non-drama		Series					
FLUSHED	7TWO	2	10.00	10.00	10.00	10.00	10.00
IT'S ACADEMIC	7TWO	19	17.50	17.50	17.50	17.50	17.50
MATCH IT	7TWO	3	30.00	30.00	30.00	30.00	30.00
Minimum annual requirement: n/a hours							
Total			57.50	57.50	57.50	57.50	57.50

All children's programs							
C programs (1 + 2 + 3 + 4)	7MATE		7.00	7.00	7.00	10.00	7.00
	7TWO		254.00	254.00	254.00	251.00	254.00
Minimum annual score requirement: 260 hours							
Total			261.00	261.00	261.00	261.00	261.00
5. Australian preschool programs		Series					
JAY'S JUNGLE	7MATE	4	3.50	3.50	3.50	4.50	3.50
	7TWO	4	26.50	26.50	26.50	25.50	26.50
LARRY THE LAWN MOWER	7TWO	1	32.50	32.50	32.50	32.50	32.50
PIPSQUEAKS	7TWO	2	32.50	32.50	32.50	32.50	32.50
TOYBOX	7MATE	2	0.00	0.00	0.00	0.50	0.00
	7TWO	1	15.50	15.50	15.50	15.50	15.50
		2	20.00	20.00	20.00	19.50	20.00
Minimum annual score requirement: 130 hours							
Total			130.50	130.50	130.50	130.50	130.50

C (children's) and P (preschool) programs - Seven - January 2018 - December 2018

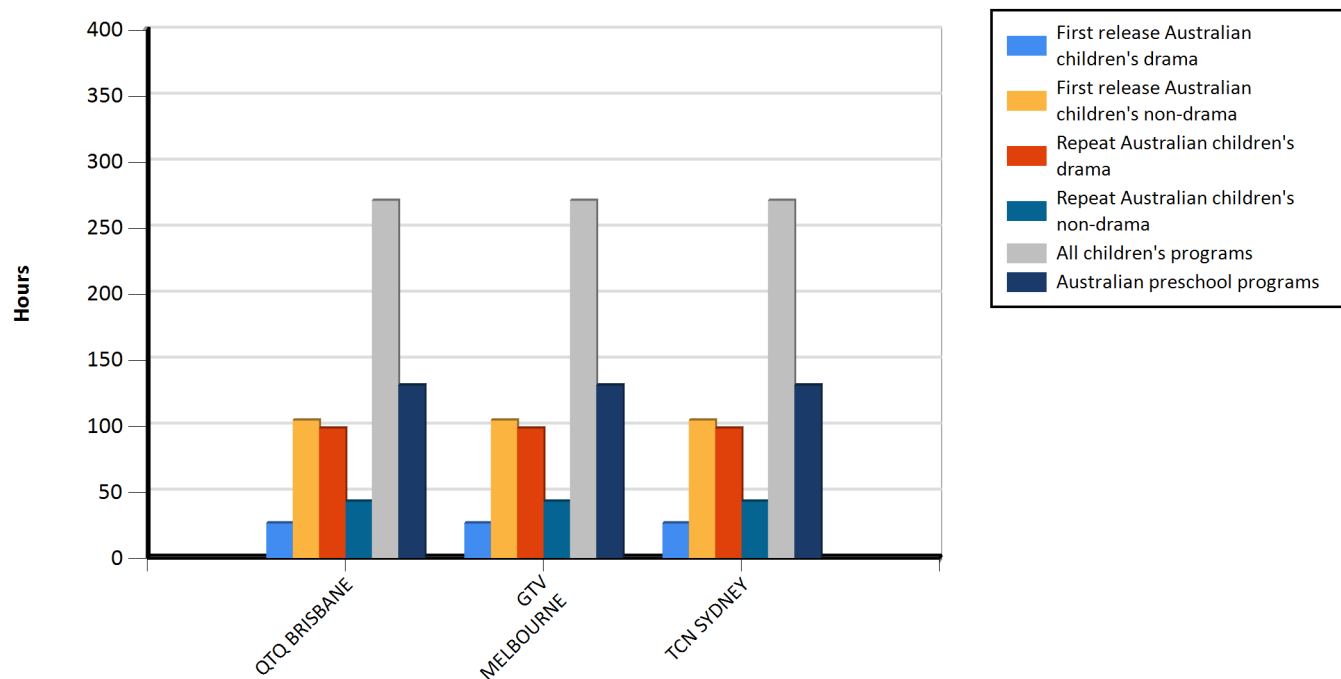


C (children's) and P (preschool) programs - Nine - January 2018 to December 2018

			QTQ BRISBANE	GTV MELBOURNE	TCN SYDNEY
			Hours	Hours	Hours
1. First release Australian children's drama		Series			
BLINKY BILL: THE MOVIE	GO		5.50	5.50	5.50
NATE IS LATE	GO	1	13.00	13.00	13.00
SPACE CHICKENS IN SPACE	GO	1	7.50	7.50	7.50
Minimum annual requirement: 25 hours					
Total			26.00	26.00	26.00
2. First release Australian children's non-drama		Series			
BRAINBUZZ	GO	1	65.00	65.00	65.00
CREATURE MANIA	GO	1	32.50	32.50	32.50
CRUNCH TIME	GO	2	1.00	1.00	1.00
SMASHHDOWN!	GO	1	5.50	5.50	5.50
Minimum annual requirement: n/a hours					
Total			104.00	104.00	104.00
First release Australian children's programs					
First release Australian C programs (1 + 2)	GO		130.00	130.00	130.00
Minimum annual requirement: 130 hours					
Total			130.00	130.00	130.00
3. Repeat Australian children's drama		Series			
CAPTAIN FLINN AND THE PIRATE DINOSAURS	GO	1	12.50	12.50	12.50
DOGSTAR CHRISTMAS IN SPACE	GO		2.00	2.00	2.00
FANSHAW & CRUDNUT	GO	1	13.00	13.00	13.00
FANSHAW & CRUDNUT - ATTACK OF THE SLUG SANTAS	GO		1.92	1.92	1.92
HEIDI	GO	1	11.00	11.00	11.00
NATE IS LATE	GO	1	4.50	4.50	4.50
PIRATE EXPRESS	GO	1	17.00	17.00	17.00
SKINNER BOYS	GO	2	13.00	13.00	13.00
THE DAY MY BUTT WENT PSYCHO	GO	1	23.00	23.00	23.00
Minimum annual score requirement: 8 hours					
Total			97.92	97.92	97.92
4. Repeat Australian children's non-drama		Series			
BRAINBUZZ	GO	1	10.00	10.00	10.00
MOVE IT	GO	6	15.00	15.00	15.00
		7	17.50	17.50	17.50
Minimum annual requirement: n/a hours					
Total			42.50	42.50	42.50
All children's programs					
C programs (1 + 2 + 3 + 4)	GO		270.42	270.42	270.42
Minimum annual score requirement: 260 hours					
Total			270.42	270.42	270.42
5. Australian preschool programs		Series			
HICCUP & SNEEZE	GO	1	30.00	30.00	30.00

HICCUP & SNEEZE	GO	2	40.50	40.50	40.50
SURPRISES	GO	1	15.00	15.00	15.00
TEDDIES	GO	1	45.00	45.00	45.00
Minimum annual score requirement: 130 hours					
Total			130.50	130.50	130.50

C (children's) and P (preschool) programs - Nine - January 2018 - December 2018

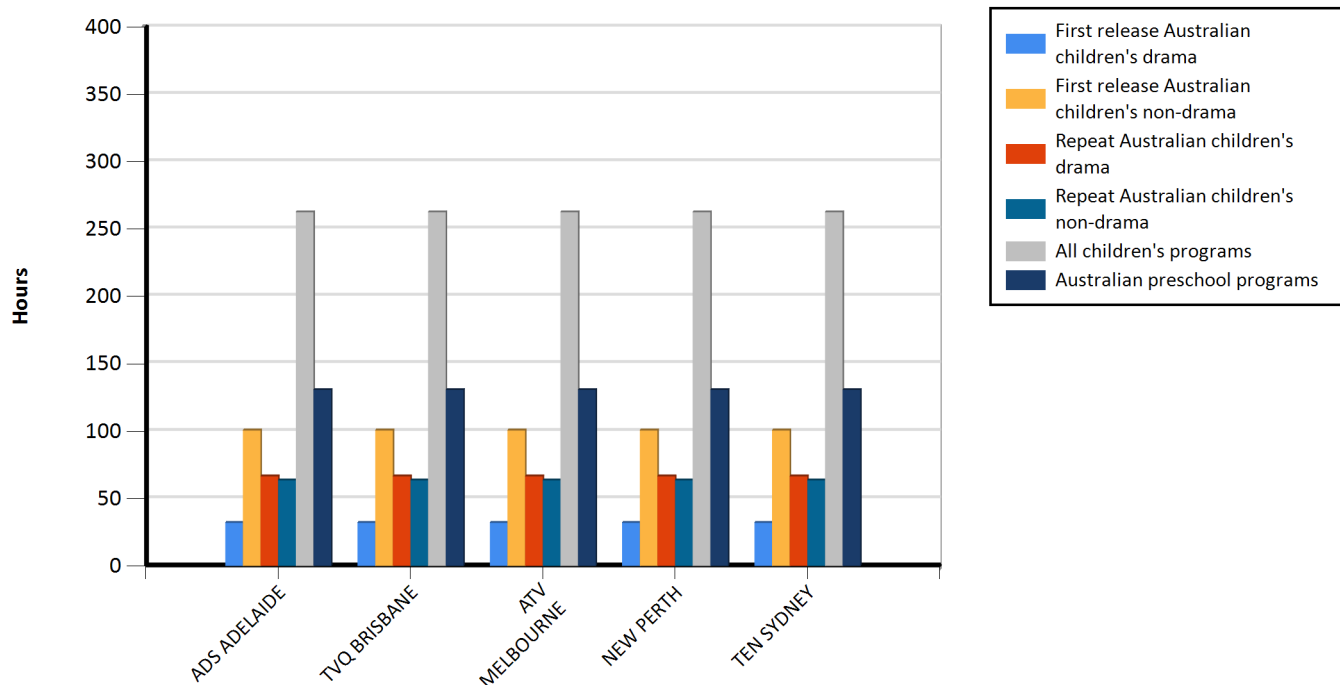


C (children's) and P (preschool) programs - Ten - January 2018 to December 2018

			ADS ADELAIDE	TVQ BRISBANE	ATV MELBOURNE	NEW PERTH	TEN SYDNEY
			Hours	Hours	Hours	Hours	Hours
1. First release Australian children's drama		Series					
JAR DWELLERS SOS	10 PEACH	2	6.50	6.50	6.50	6.50	6.50
KUU KUU HARAJUKU	10 PEACH	3	10.50	10.50	10.50	10.50	10.50
SHERAZADE: THE UNTOLD STORIES	10 PEACH	1	5.00	5.00	5.00	5.00	5.00
THE BUREAU OF MAGICAL THINGS	10 PEACH	1	10.00	10.00	10.00	10.00	10.00
Minimum annual requirement: 25 hours							
Total			32.00	32.00	32.00	32.00	32.00
2. First release Australian children's non-drama		Series					
SCOPE	10 PEACH	4	25.00	25.00	25.00	25.00	25.00
TOTALLY WILD	10 PEACH	24	1.50	1.50	1.50	1.50	1.50
		25	74.00	74.00	74.00	74.00	74.00
Minimum annual requirement: n/a hours							
Total			100.50	100.50	100.50	100.50	100.50
First release Australian children's programs							
First release Australian C programs (1 + 2)	10 PEACH		132.50	132.50	132.50	132.50	132.50
Minimum annual requirement: 130 hours							
Total			132.50	132.50	132.50	132.50	132.50
3. Repeat Australian children's drama		Series					
JAR DWELLERS SOS	10 PEACH	2	5.00	5.00	5.00	5.00	5.00
KUU KUU HARAJUKU	10 PEACH	1	3.50	3.50	3.50	3.50	3.50
		2	13.00	13.00	13.00	13.00	13.00
LEXI & LOTTIE: TRUSTY TWIN DETECTIVES	10 PEACH	1	26.00	26.00	26.00	26.00	26.00
MAKO: ISLAND OF SECRETS	10 PEACH	3	8.00	8.00	8.00	8.00	8.00
RANDOM AND WHACKY	10 PEACH	1	7.50	7.50	7.50	7.50	7.50
SHERAZADE: THE UNTOLD STORIES	10 PEACH	1	3.50	3.50	3.50	3.50	3.50
Minimum annual score requirement: 8 hours							
Total			66.50	66.50	66.50	66.50	66.50
4. Repeat Australian children's non-drama		Series					
BABY ANIMALS IN OUR WORLD	10 PEACH	2	10.00	10.00	10.00	10.00	10.00
SCOPE	10 PEACH	3	26.00	26.00	26.00	26.00	26.00
		4	1.50	1.50	1.50	1.50	1.50
TOTALLY WILD	10 PEACH	23	25.00	25.00	25.00	25.00	25.00
		24	1.00	1.00	1.00	1.00	1.00
Minimum annual requirement: n/a hours							
Total			63.50	63.50	63.50	63.50	63.50
All children's programs							
C programs (1 + 2 + 3 + 4)	10 PEACH		262.50	262.50	262.50	262.50	262.50
Minimum annual score requirement: 260 hours							
Total			262.50	262.50	262.50	262.50	262.50

5. Australian preschool programs		Series					
CROCAMOLE	10 PEACH	1	24.00	24.00	24.00	24.00	24.00
		2	106.50	106.50	106.50	106.50	106.50
Minimum annual score requirement: 130 hours							
Total			130.50	130.50	130.50	130.50	130.50

C (children's) and P (preschool) programs - Ten - January 2018 - December 2018



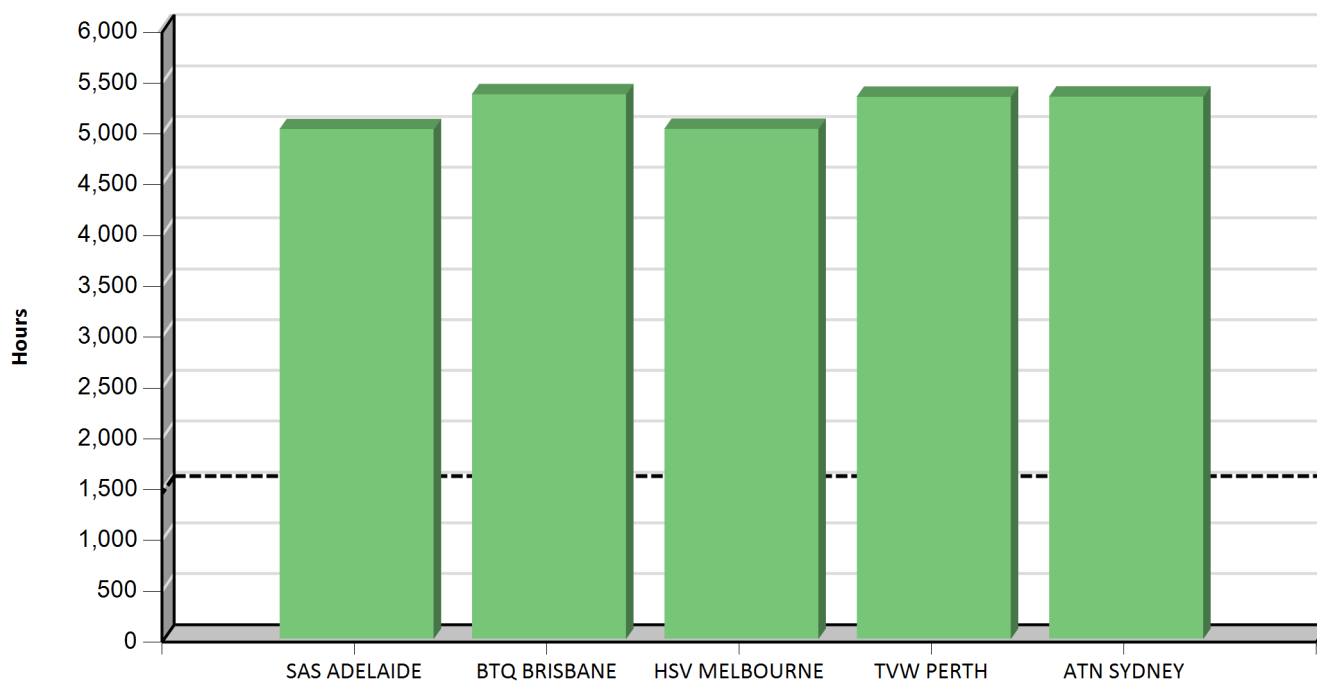
Australian content - non-primary channel quota - Seven - January 2018 to December 2018

		SAS ADELAIDE	BTQ BRISBANE	HSV MELBOURNE	TVW PERTH	ATN SYDNEY
Channel	Quota Claimed	Hours	Hours	Hours	Hours	Hours
7MATE	First release Australian drama*	23.57	23.57	23.57	23.03	23.57
	First release Australian documentary	29.32	27.67	29.32	27.67	27.67
	First release Australian children's non-drama	3.50	3.50	3.50	5.00	3.50
	Repeat Australian children's drama	3.50	3.50	3.50	5.00	3.50
	Australian preschool programs	3.50	3.50	3.50	5.00	3.50
	Australian content sports coverage	1,088.12	1,456.53	1,088.58	1,422.75	1,429.60
	Australian content non-sports only**	757.73	757.20	756.00	742.17	753.17
7TWO	First release Australian drama*	16.13	16.13	16.13	16.13	16.13
	First release Australian documentary	15.72	16.80	16.27	16.43	16.80
	First release Australian children's drama	26.50	26.50	26.50	26.50	26.50
	First release Australian children's non-drama	100.00	100.00	100.00	98.50	100.00
	Repeat Australian children's drama	70.00	70.00	70.00	68.50	70.00
	Children's programs other	57.50	57.50	57.50	57.50	57.50
	Australian preschool programs	127.00	127.00	127.00	125.52	127.00
	Australian content sports coverage	315.33	312.85	319.23	377.87	348.57
	Australian content non-sports only**	2,376.27	2,354.87	2,375.08	2,313.83	2,326.12
Total hours (minimum requirement = 1460 hours)		5,013.68	5,357.12	5,015.68	5,331.40	5,333.12

(*) When first release Australian drama quota has been claimed on a non-primary channel, transmission quota duration has been doubled.

(**) Australian content non-sport coverage category does not include hours claimed towards a sub-quota.

Australian content - non-primary channel quota - January 2018 to December 2018



NOTE: Discrepancies may exist in the totals due to rounding.

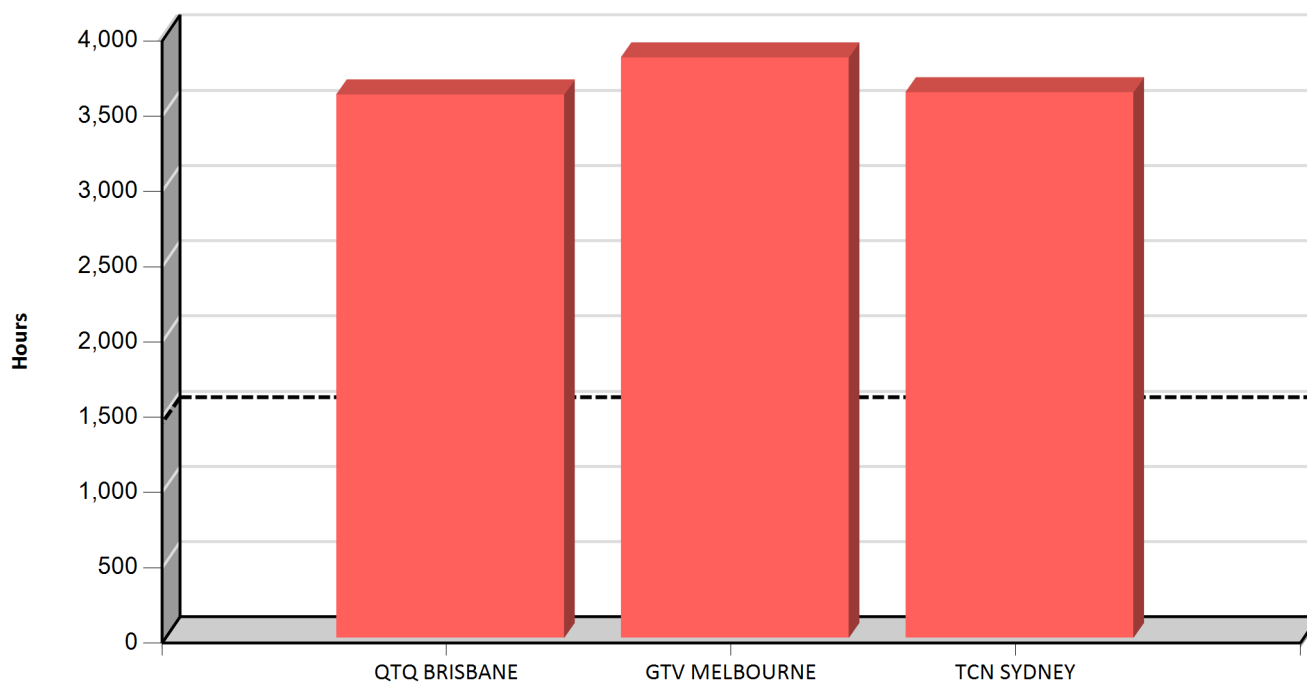
Australian content - non-primary channel quota - Nine - January 2018 to December 2018

		QTQ BRISBANE	GTV MELBOURNE	TCN SYDNEY
Channel	Quota Claimed	Hours	Hours	Hours
GEM	First release Australian drama*	102.67	102.67	102.67
	First release Australian documentary	3.00	2.00	3.00
	Australian content sports coverage	134.97	329.53	127.18
	Australian content non-sports only**	354.42	381.70	357.23
GO	First release Australian drama*	16.17	16.17	16.17
	First release Australian children's drama	22.33	22.33	22.33
	First release Australian children's non-drama	104.00	104.00	104.00
	Repeat Australian children's drama	97.92	97.92	97.92
	Children's programs other	42.50	42.50	42.50
	Australian preschool programs	130.50	130.50	130.50
	Australian content sports coverage	65.22	71.22	71.22
	Australian content non-sports only**	55.85	61.50	56.33
9LIFE	Australian content non-sports only**	966.57	966.57	966.57
YOURMONEY	Australian content non-sports only**	1,512.50	1,526.00	1,526.00
Total hours (minimum requirement = 1460 hours)		3,608.60	3,854.60	3,623.62

(*) When first release Australian drama quota has been claimed on a non-primary channel, transmission quota duration has been doubled.

(**) Australian content non-sport coverage category does not include hours claimed towards a sub-quota.

Australian content - non-primary channel quota - January 2018 to December 2018



NOTE: Discrepancies may exist in the totals due to rounding.

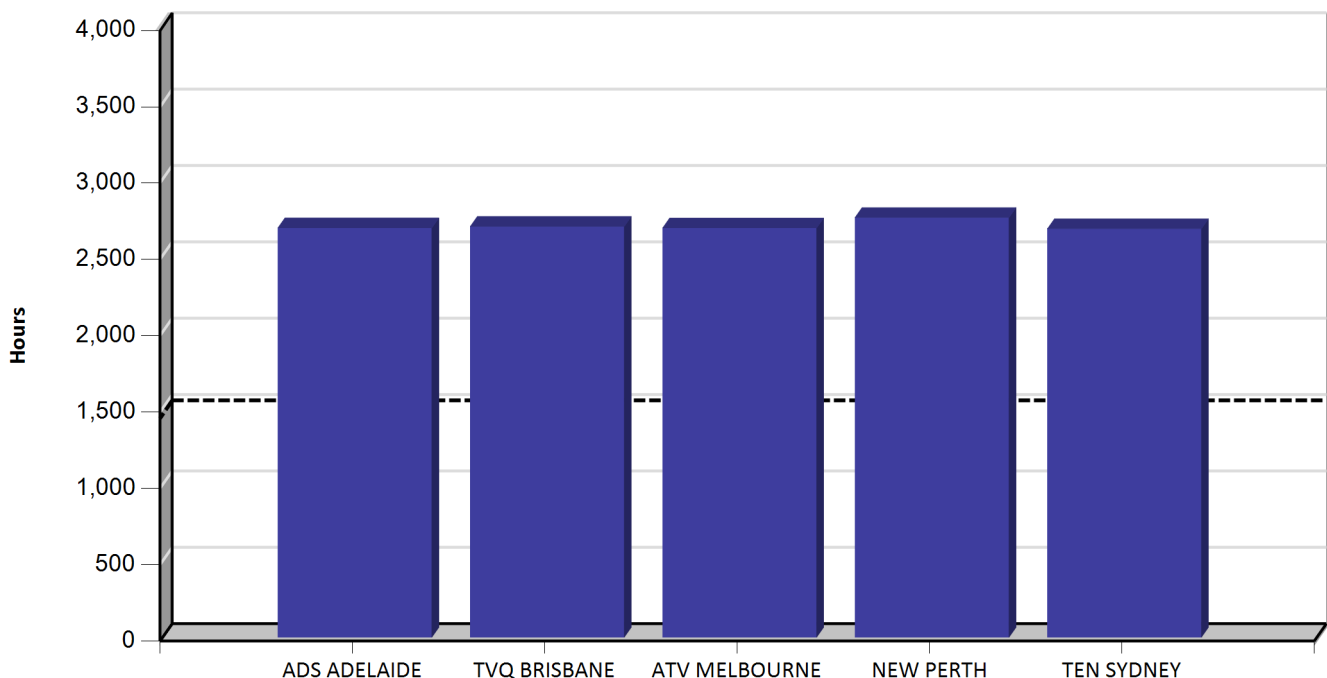
Australian content - non-primary channel quota - Ten - January 2018 to December 2018

		ADS ADELAIDE	TVQ BRISBANE	ATV MELBOURNE	NEW PERTH	TEN SYDNEY
Channel	Quota Claimed	Hours	Hours	Hours	Hours	Hours
10 BOLD	First release Australian drama*	24.83	24.83	24.83	24.83	24.83
	First release Australian documentary	1.00	1.00	1.00	1.00	1.00
	Australian content sports coverage	358.78	368.67	359.77	423.98	354.43
	Australian content non-sports only**	1,013.08	1,012.75	1,011.92	1,016.00	1,011.92
10 PEACH	First release Australian drama*	296.17	296.17	296.17	296.17	296.17
	First release Australian children's drama	32.00	32.00	32.00	32.00	32.00
	First release Australian children's non-drama	100.50	100.50	100.50	100.50	100.50
	Repeat Australian children's drama	66.50	66.50	66.50	66.50	66.50
	Children's programs other	63.50	63.50	63.50	63.50	63.50
	Australian preschool programs	130.50	130.50	130.50	130.50	130.50
	Australian content sports coverage	14.00	14.00	14.00	14.00	14.00
	Australian content non-sports only**	581.57	581.57	581.57	581.57	581.57
Total hours (minimum requirement = 1460 hours)		2,682.43	2,691.98	2,682.25	2,750.55	2,676.92

(*) When first release Australian drama quota has been claimed on a non-primary channel, transmission quota duration has been doubled.

(**) Australian content non-sport coverage category does not include hours claimed towards a sub-quota.

Australian content - non-primary channel quota - January 2018 to December 2018



NOTE: Discrepancies may exist in the totals due to rounding.

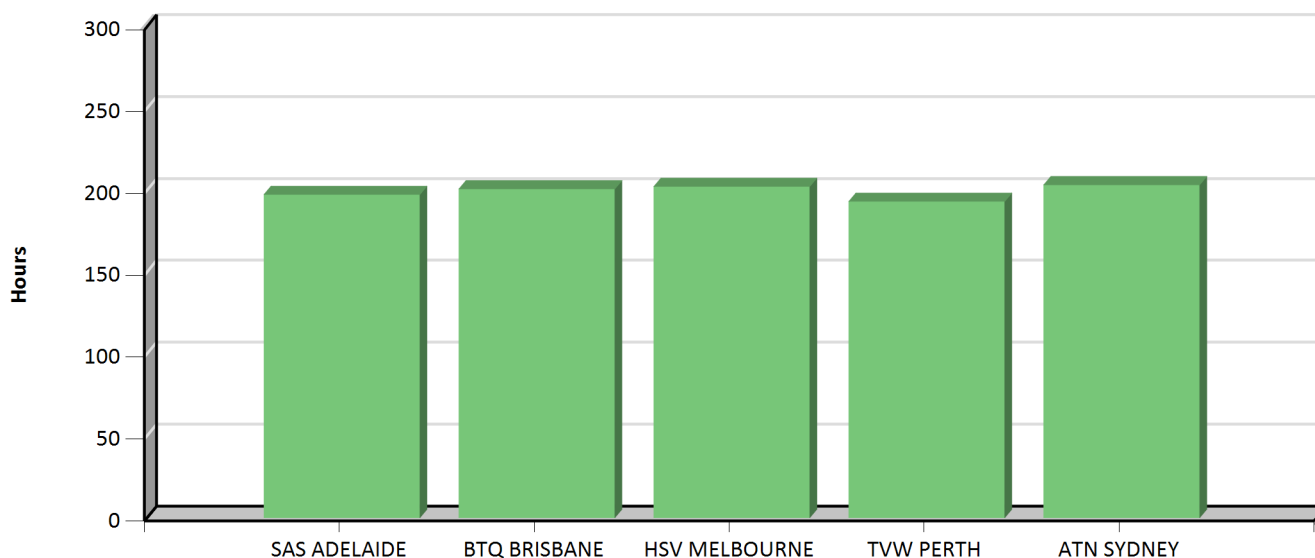
New Zealand programs - Seven - January 2018 to December 2018

			SAS ADELAIDE	BTQ BRISBANE	HSV MELBOURNE	TVW PERTH	ATN SYDNEY
Program Name	Channel	Quota Claimed	Hours	Hours	Hours	Hours	Hours
A KIWI CHRISTMAS	7TWO	Drama Quota	1.87	1.87	1.87	1.87	1.87
		Transmission Quota **	3.73	3.73	3.73	3.73	3.73
ANNABEL LANGBEIN: THE FREERANGE COOK	7TWO	Transmission Quota **	17.87	17.87	17.87	17.87	17.87
BIG ANGRY FISH	7MATE	Transmission Quota **	44.33	44.38	45.33	43.32	45.33
BOGANS	7MATE	Transmission Quota **	0.42	0.50	0.00	0.50	0.00
BORDER PATROL	7TWO	Transmission Quota **	8.18	8.18	8.18	8.18	8.18
	SEVEN	Documentary Quota	3.50	4.00	4.00	3.50	4.00
		Transmission Quota *	3.77	5.35	4.77	3.80	4.77
DOG PATROL	7TWO	Documentary Quota	5.00	6.00	5.50	5.50	6.00
		Transmission Quota **	16.15	16.17	17.23	17.10	17.23
HIBISCUS AND RUTHLESS	7TWO	Drama Quota	2.10	2.10	2.10	2.10	2.10
		Transmission Quota **	4.20	4.20	4.20	4.20	4.20
HIGHWAY COPS	7TWO	Documentary Quota	5.00	5.00	5.00	5.22	5.00
		Transmission Quota **	6.42	6.82	6.82	6.62	6.82
	SEVEN	Documentary Quota	1.13	2.18	2.00	0.00	2.00
		Transmission Quota *	4.73	4.77	4.57	1.97	4.57
MOTORWAY PATROL	7MATE	Transmission Quota **	2.00	2.50	3.03	2.55	1.52
	7TWO	Documentary Quota	5.00	5.00	5.00	5.00	5.00
		Transmission Quota **	25.65	25.72	26.13	25.77	26.13
MOTORWAY PATROL SPECIAL - BOOZE AND BUSTED - PART 1	7MATE	Transmission Quota **	1.02	1.02	1.02	1.02	1.02
MOTORWAY PATROL SPECIAL - BOOZE AND BUSTED - PART 2	7MATE	Transmission Quota **	1.03	1.03	1.03	1.03	1.03
MOTORWAY PATROL SPECIAL - BOOZE BLITZ	7MATE	Transmission Quota **	2.02	2.02	2.02	2.02	2.02
MOTORWAY PATROL SPECIAL - HARBOUR BRIDGE HAVOC	7MATE	Transmission Quota **	0.55	0.55	0.55	0.55	0.55
MOTORWAY PATROL SPECIAL - MID-WINTER MADNESS	7MATE	Transmission Quota **	0.48	0.48	0.48	0.48	0.48
MOTORWAY PATROL SPECIAL - MILLENNIUM MAYHEM	7MATE	Transmission Quota **	1.02	1.02	1.02	1.02	1.02
SCREAMING REELS	7MATE	Transmission Quota **	6.37	6.37	6.87	6.37	6.87
UNTIL PROVEN INNOCENT	SEVEN	Transmission Quota *	1.98	0.00	0.00	0.00	1.98
WHY DOES LOVE?	7TWO	Drama Quota	1.93	1.93	1.93	1.93	1.93
		Transmission Quota **	3.87	3.87	3.87	3.87	3.87
ZOOMOO	7TWO	Transmission Quota **	17.50	17.50	17.50	17.50	17.50

ZOOMOO WILD FRIENDS	7TWO	Transmission Quota **	3.50	3.50	3.50	3.50	3.50
(*) Total counted towards primary transmission quota			10.48	10.12	9.33	5.77	11.32
Proportion of New Zealand programs counted as Australian content (6am - midnight) - primary channel			0.16%	0.15%	0.14%	0.09%	0.17%
(**) Total counted towards non-primary transmission quota			166.30	167.42	170.38	167.18	168.87
Proportion of New Zealand programs counted as Australian content (6am - midnight) - non-primary channels			1.26%	1.27%	1.29%	1.27%	1.28%

(**) When first release Australian drama quota has been claimed on a non-primary channel, transmission quota duration has been doubled.

New Zealand programs - Seven - January 2018 to December 2018

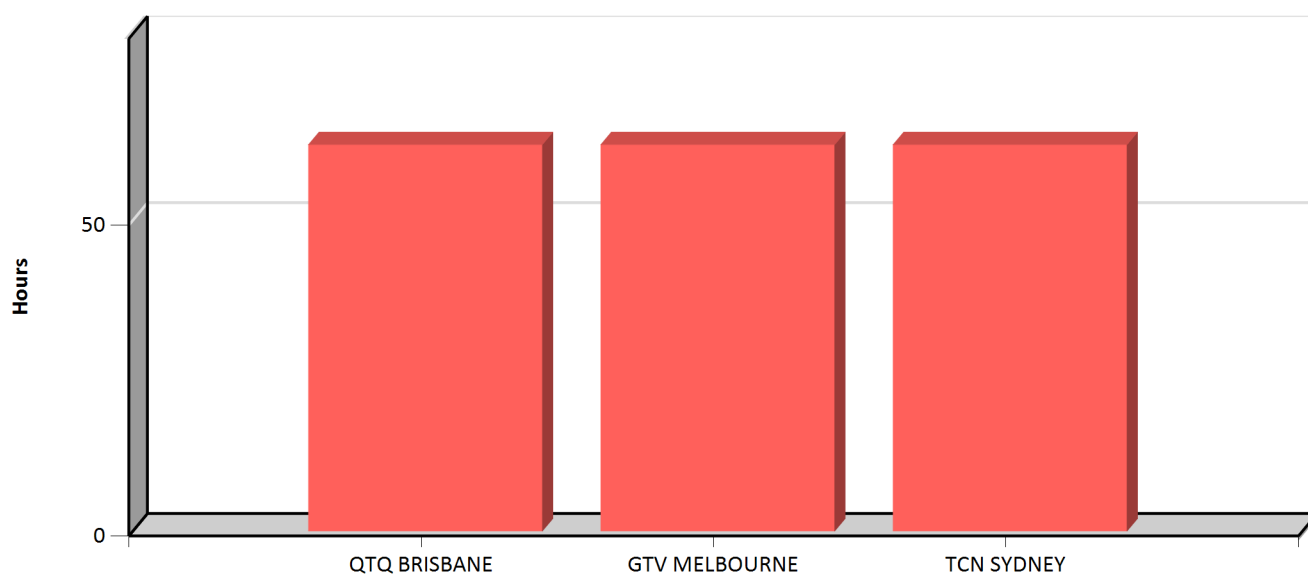


New Zealand programs - Nine - January 2018 to December 2018

			QTQ BRISBANE	GTV MELBOURNE	TCN SYDNEY
Program Name	Channel	Quota Claimed	Hours	Hours	Hours
2018 NETBALL QUAD SERIES	GEM	Transmission Quota **	7.83	7.83	7.83
	NINE	Transmission Quota *	2.00	2.00	2.00
CATCHING THE BLACK WIDOW	GEM	Drama Quota	1.83	1.83	1.83
		Transmission Quota **	3.67	3.67	3.67
END OF ALL THINGS	GEM	Drama Quota	1.83	1.83	1.83
		Transmission Quota **	3.67	3.67	3.67
ETERNITY	GEM	Drama Quota	1.75	1.75	1.75
		Transmission Quota **	3.50	3.50	3.50
FILTHY RICH	GEM	Drama Quota	10.50	10.50	10.50
		Transmission Quota **	21.00	21.00	21.00
MR PIP	GEM	Drama Quota	2.50	2.50	2.50
		Transmission Quota **	5.00	5.00	5.00
STAN WALKER: FIGHT OF HIS LIFE	NINE	Documentary Quota	1.25	1.25	1.25
		Transmission Quota *	1.25	1.25	1.25
STEP DAVE	GO	Transmission Quota **	13.00	13.00	13.00
(*) Total counted towards primary transmission quota			3.25	3.25	3.25
Proportion of New Zealand programs counted as Australian content (6am - midnight) - primary channel			0.05%	0.05%	0.05%
(**) Total counted towards non-primary transmission quota			57.67	57.67	57.67
Proportion of New Zealand programs counted as Australian content (6am - midnight) - non-primary channels			0.44%	0.44%	0.44%

(**) When first release Australian drama quota has been claimed on a non-primary channel, transmission quota duration has been doubled.

New Zealand programs - Nine - January 2018 to December 2018



New Zealand programs - Ten - January 2018 to December 2018

			ADS ADELAIDE	TVQ BRISBANE	ATV MELBOURNE	NEW PERTH	TEN SYDNEY
Program Name	Channel	Quota Claimed	Hours	Hours	Hours	Hours	Hours
HILLARY: THE MAN WHO CONQUERED EVEREST	10 BOLD	Transmission Quota **	10.00	10.00	10.00	10.00	10.00
RESOLVE	10 BOLD	Drama Quota	2.00	2.00	2.00	2.00	2.00
		Transmission Quota **	4.00	4.00	4.00	4.00	4.00
THE BAREFOOT BANDITS	10 PEACH	Transmission Quota **	10.83	10.83	10.83	10.83	10.83
(*) Total counted towards primary transmission quota			0.00	0.00	0.00	0.00	0.00
Proportion of New Zealand programs counted as Australian content (6am - midnight) - primary channel			0.00%	0.00%	0.00%	0.00%	0.00%
(**) Total counted towards non-primary transmission quota			24.83	24.83	24.83	24.83	24.83
Proportion of New Zealand programs counted as Australian content (6am - midnight) - non-primary channels			0.19%	0.19%	0.19%	0.19%	0.19%

(**) When first release Australian drama quota has been claimed on a non-primary channel, transmission quota duration has been doubled.

New Zealand programs - Ten - January 2018 to December 2018

